

AEB MOBILE APPLICATION

Your digital bank

Access to “Forgot your password” feature via biometric authentication

This feature is available to users to whom at least **1 individual client** is attached and it is possible to function the feature via a mobile device or a computer having a camera

If you have forgot the login password, you may create a new password by following the steps presented below.

Open the **AEB Mobile BANK** application, choose **Forgot the Password** /Image 1/ in Login page, which will open a new window, where the **E-mail/Login** /Image 2/must be entered, afterwards **Confirm**.

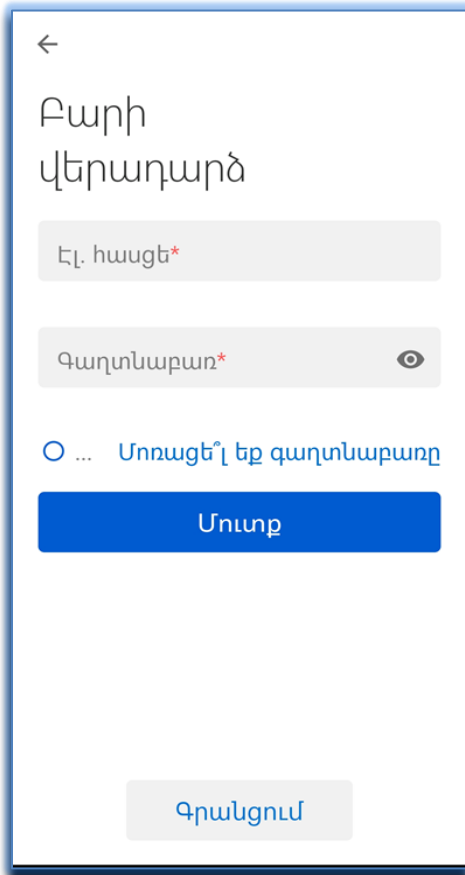


Image 1

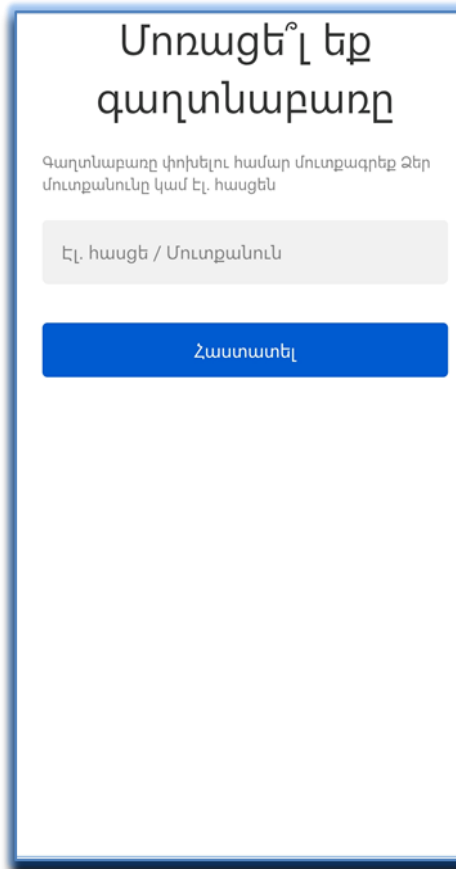


Image 2

Choose the password recovery option - **E-mail** /Image 3/ or **Phone number** /Image 4/, afterwards **Confirm**.

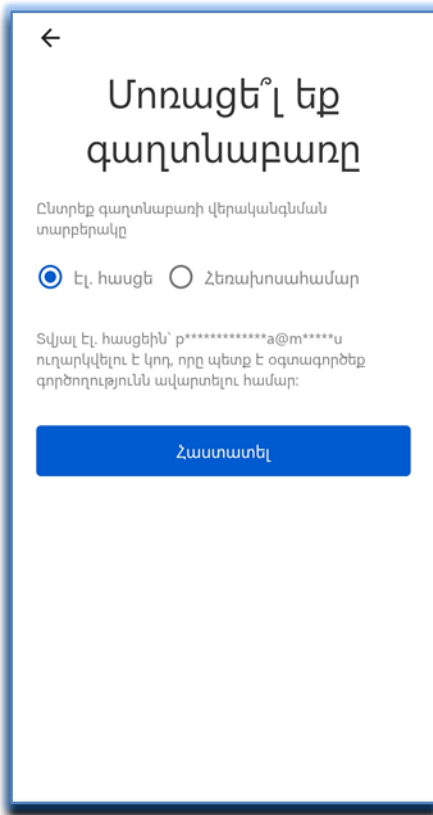


Image 3

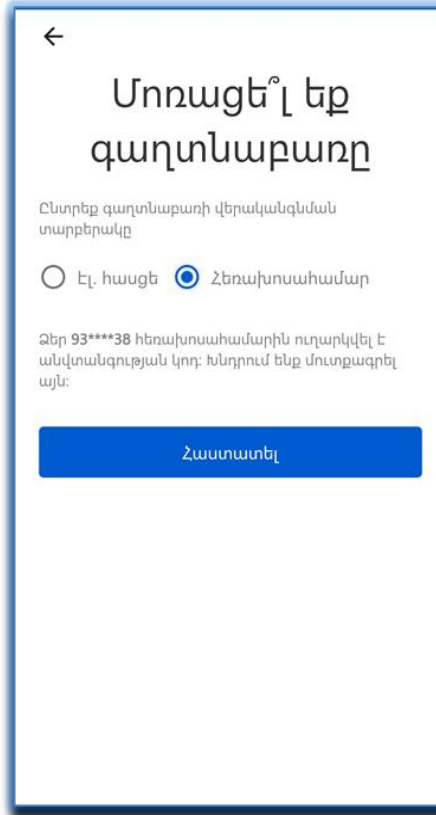


Image 4

A 6-digit security code will be sent to e-mail or phone number (to initially chosen version), which should be entered in **Security code** line , then **Confirm**/Images 5,6/.

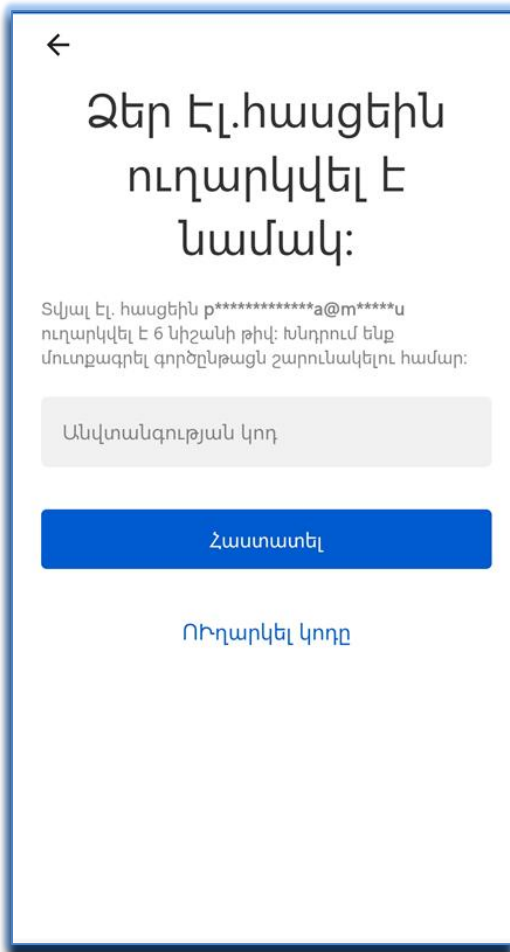


Image 5

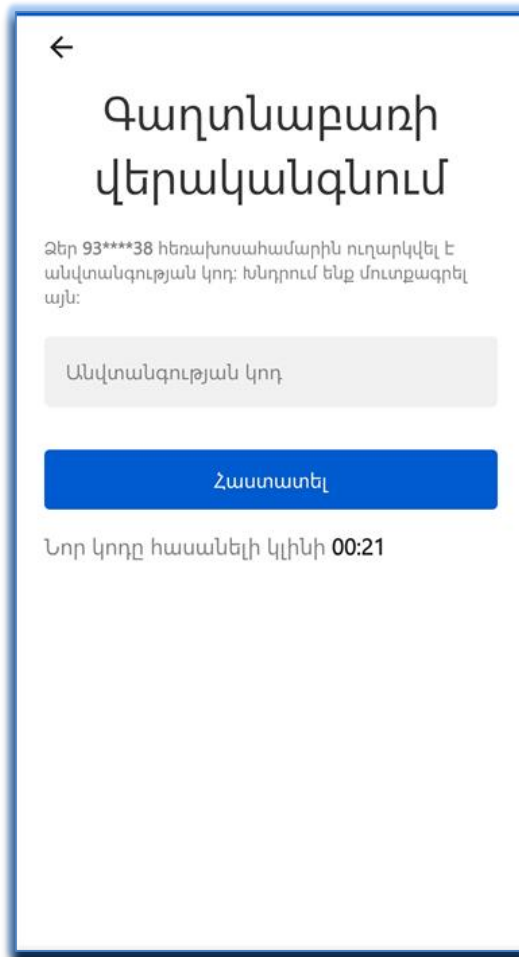


Image 6

To pass identify verification it is necessary to mention ***I confirm my consent*** and ***I have got familiar with*** “The General Terms of Providing Banking Services” , afterwards ***Confirm***.

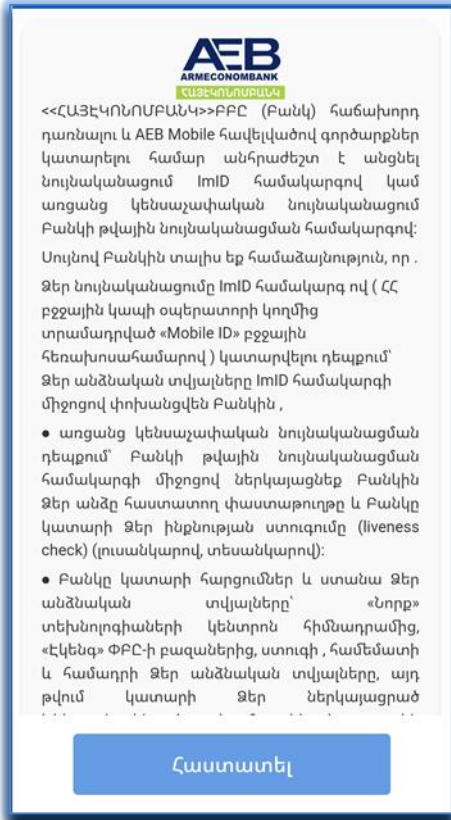


Image 7

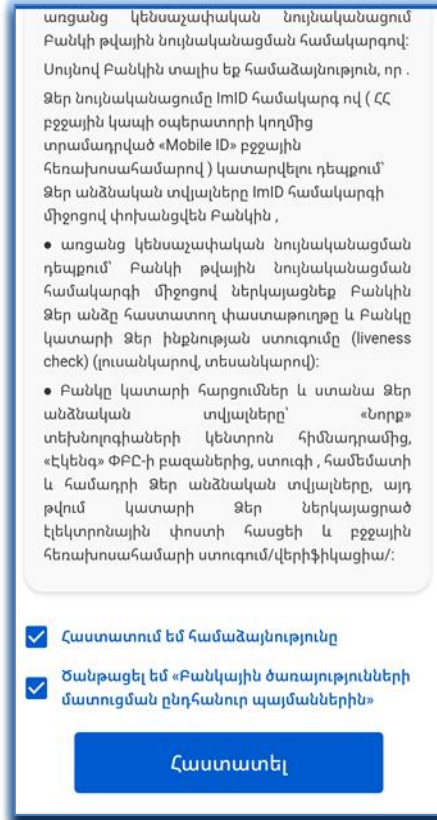


Image 8

It is necessary to complete **Identity verification and authentication** by following the appropriate commands:

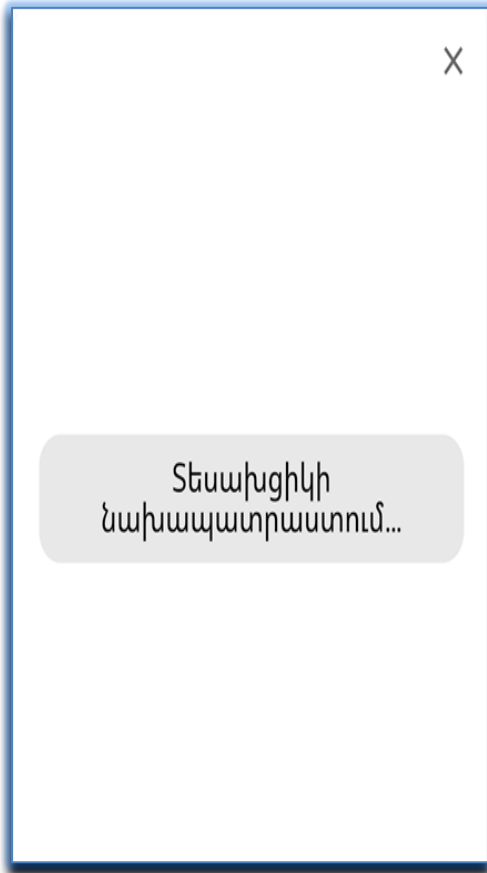


Image 9




Image 10

After successful completion of identity verification, the **Password recovery** window will be opened /Image 11/. Enter **New Password/Repeat the password/ Confirm**. Following the Confirmation the Login window will be opened /Image 12/.

Գաղտնաբառի
վերականգնում

Նոր գաղտնաբառ

Կրկնել գաղտնաբառը

Հաստատել

Image 11

←

Բարի
վերադարձ

Էլ. հասցե*

Գաղտնաբառ*

... Մոռացել էք գաղտնաբառը

Մուտք

Գրանցում

Image 12